


GRAND DREAM DEVELOPMENT PARTY (GDDP)

ANNUAL REPORT AND FINANCIAL STATEMENTS

FOR THE FINANCIAL YEAR ENDED

30TH JUNE 2025

Prepared in accordance with the Accrual Basis of Accounting Method under the International
Public Sector Accounting Standards (IPSAS)



Grand Dream Development Party (GDDP)
Annual Report and Financial Statements for the year ended June 30, 2025.

14. Statement of Financial Performance for the year ended 30 June 2025

	Notes	2024-2025	2023-2024
		Kshs	Kshs
Revenue			
Transfers from Political Parties Fund (PPF)	6	388,337	255,551
Membership Fees	7	16,200	0
Public Contributions an Donations	8	400,000	240,002
Total Revenue		804,537	495,553
Expenses			
Administrative Expenses	9	284,748	256,994
Special Interest Groups expenses	10	400,600	301,000
Advocacy and Electoral expenses	11	199,124	0
Total expenses		884,472	557,994
Surplus/Deficit		(79,935)	(62,441)

The notes set out on pages 7 to 37 form an integral part of these Financial Statements. The Financial Statements set out on pages 1 to 6 were signed on behalf of the NEC by:



Name: Charles Makau

Secretary General

Date 29/8/2025


.....

Name:

Head of Finance

ICPAK M/No:

Date



Name: Solomon Muthengi
Mulwa

Chairman of the Party


Date 29/08/2025

Grand Dream Development Party (GDDP)
Annual Report and Financial Statements for the year ended June 30, 2025.

15. Statement of Financial Position as at 30 June 2025

	Notes	FY 2024-2025	FY 2023-2024
		Kshs	Kshs
Assets			
Current Assets			
Cash and Cash equivalents	12	20,006	29,751
Receivables and advances	13	0	63,232
Total Current Assets		20,006	92,983
Non-Current Assets			
Property Plant and Equipment	14	29,911	92,983
Total Non- Current Assets		29,911	92,983
Total Assets (A)		49,917	129,852
Liabilities			
Current Liabilities			
Total Current Liabilities		0	0
Non-Current Liabilities			
Total Non- Current Liabilities		0	0
Total Liabilities (B)		0	0
Net Assets (A-B)		49,917	129,852
Represented by:			
Revaluation Reserves		-	-
Accumulated Surplus/deficits		49,917	129,852
Net Assets		49,917	129,852

The financial statements set out on pages 1 to 6 were signed on behalf of the NEC by:



Name: Charles Makau

Secretary General

Date

.....

Name:

Head of Finance

ICPAK M/No:

Date



**Name: Solomon Muthengi
 Mulwa**

Chairman of the Party

Date